












Music Playing Procedures

-  Please play music on all monitoring sessions. Go to the music box 5 to 10 minutes into the session.
-  All skaters should have the opportunity to have their music played once before any skater's music is played twice (this includes lessons!) Skaters with more than one CD/tape must choose which program will be played on a particular session.
-  The playing order of the music is determined by the order the skaters give the monitor their music. If you are monitoring in a full session, you may want to remind the skaters to get their music in early to ensure it will be played on the session.
-  A skater having a lesson has priority over the other skaters; however, no skater may be bumped by more than 3 lessons. If you have bumped a skater 3 times for a lesson, you need to inform the next lesson that they cannot be played until the bumped skater has gone. Then the 3 lessons bump rule starts over for the next skater in line.
-  If a skater has already had their music played on the session and they request it in a lesson, you have to wait and play their music after every skater in the session (with music) has gone once.
-  Music may not be stopped and started over for a skater unless the monitor has made a mistake.
-  A dance coach can request dance music to be played for a lesson. The time that the music is played should not exceed 4 minutes.
-  A dance skater can also choose to have their dance music to be played as part of the rotation. The time of the music played should not exceed 4 minutes.
-  If there are no requests for music to be played, you may sit in the stands. **If you have a skater on the ice, please respect the coaches need to have the skater's full attention.**